

## QUICK MANUAL AUDI MMI 2G (CD emulation)

### 1. Introduction


The JRDAB-01 device is a DAB/DAB+ radio receiver. It was designed to receive digital radio services in cars equipped with digital sound system. JRDAB-01 support a following service function which allow to keep track of stations while driving.

### 2. Start up

The DAB device start after sequential pressing of buttons **MEDIA** <sup>1</sup> and **SOURCE** <sup>2</sup> on the radio control panel pic.1, then select CD changer from list using a main navigation rotary-knob. <sup>3</sup>



pic.1

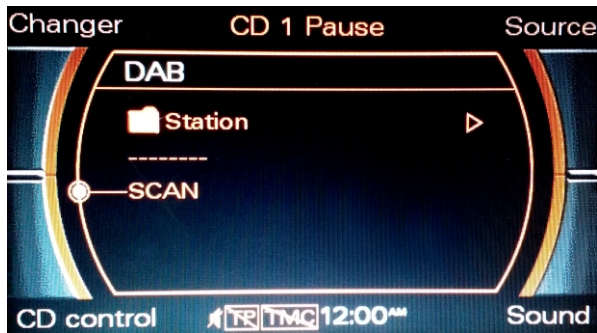


pic.2

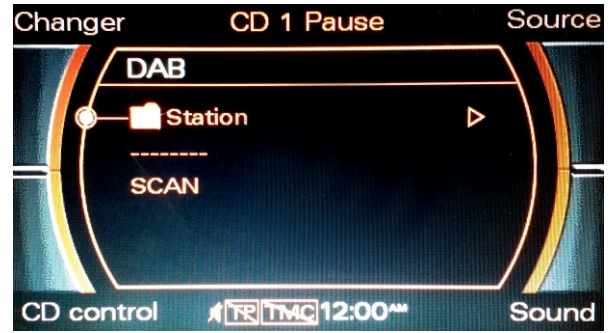
### 3. Scanning

#### **WATCH OUT!**

In first start up of the device it is recommended to start a scan function to add new services to list. Use a main navigation rotary-knob to start scan process **pic.3**. After end of scan process to show a list of available radio stations select "Station" option from list.



pic.3

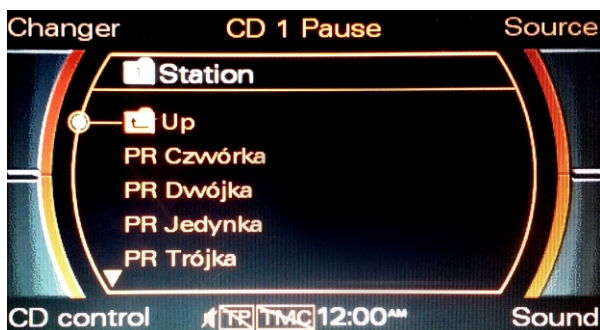


pic.4

The list is shown in alphabetical order **pic.4**.

### 4. Selection of radio station.

Selection of radio station from list of available services **pic.5** is done using main navigation rotary-knob and by buttons **pic.6** that allow to select next or previous station.



pic.5



pic.6